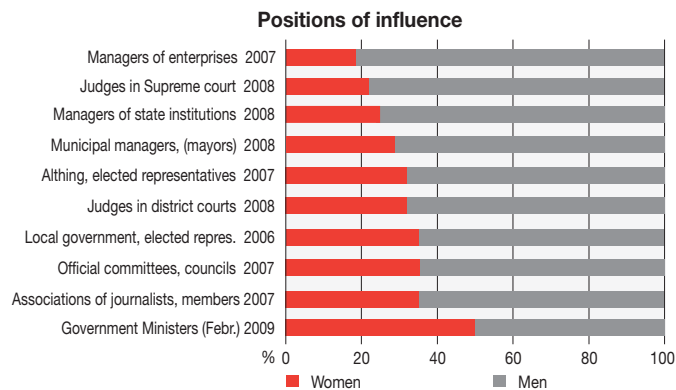
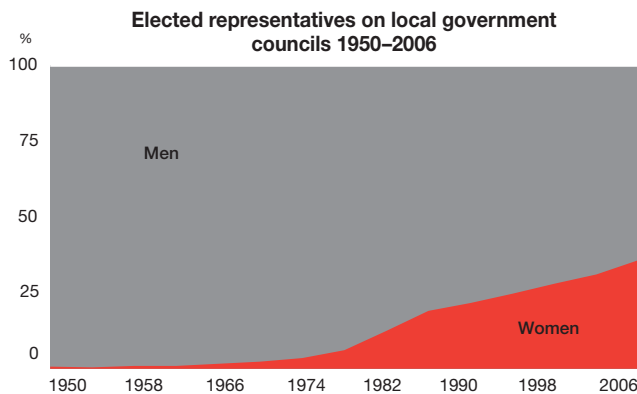
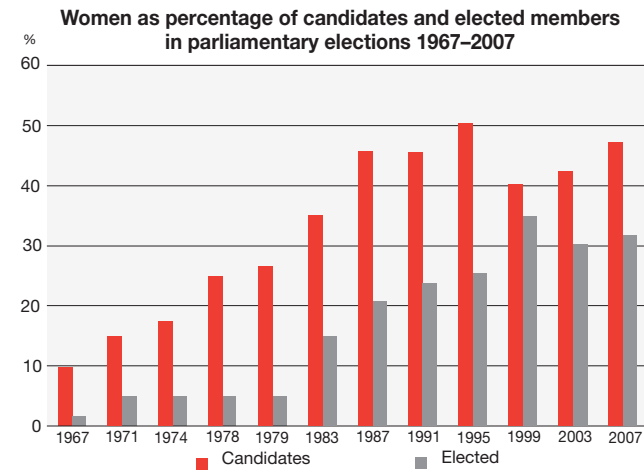
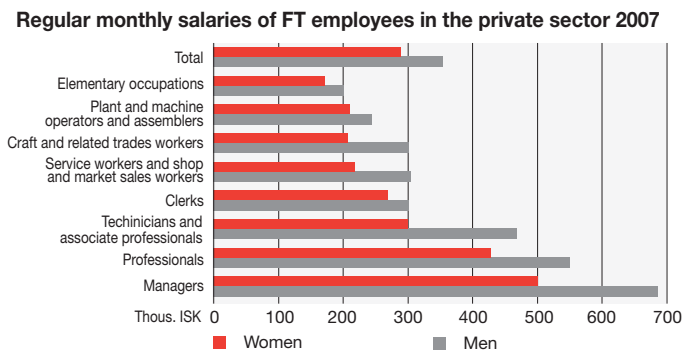
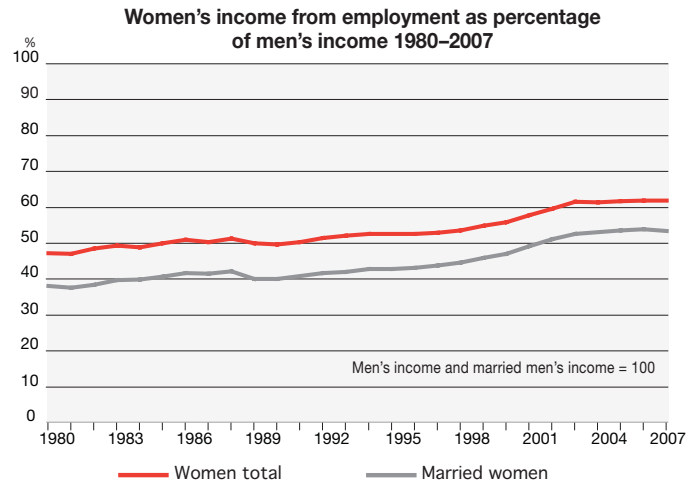


Influence and power

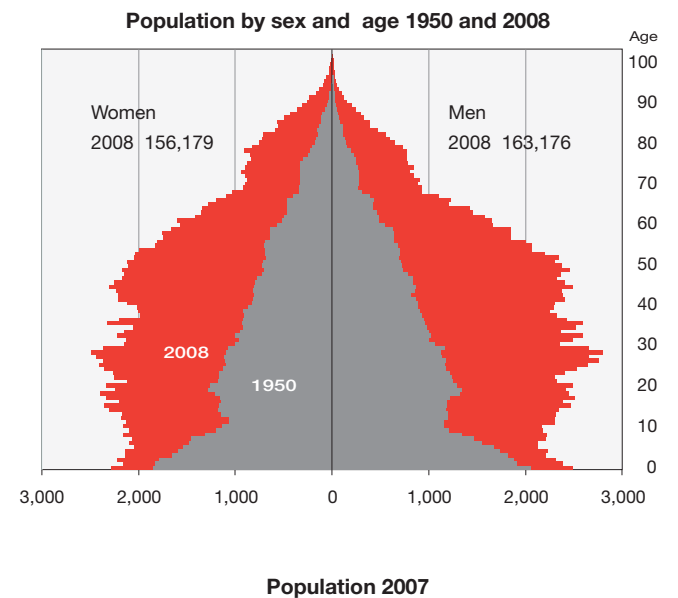


Income and wages



Women and Men in Iceland 2009

Population



¹ Immigrant is an individual born abroad with both parents of foreign origin




Centre for Gender Equality

 Borgum / Nordurlönd - 600 Akureyri

 Tel: (+354) 460 6200 · Fax: (+354) 460 6201

www.gender.is · jofnrethi@jofnrethi.is

Statistics Iceland

 Borgartúni 21a · 105 Reykjavík

 Tel: (+354) 528 1000 · Fax: (+354) 528 1099

www.statice.is · information@statice.is



Ministry of Social Affairs

 Hafnarhusid / Tryggvagata · 150 Reykjavík

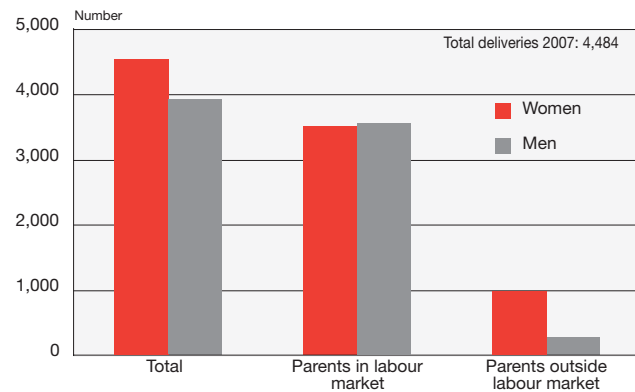
 Tel: (+354) 545 8100 · Fax: (+354) 552 4804

www.felagsmalaraduneyti.is

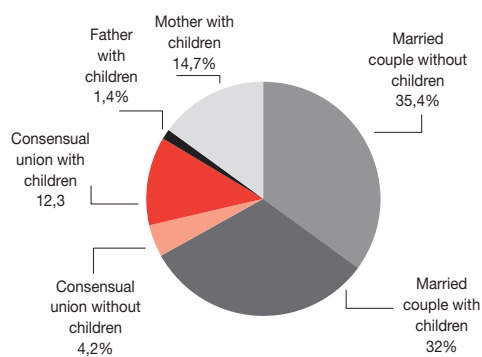
postur@fel.stj.is

Source: Statistics Iceland
www.statice.is

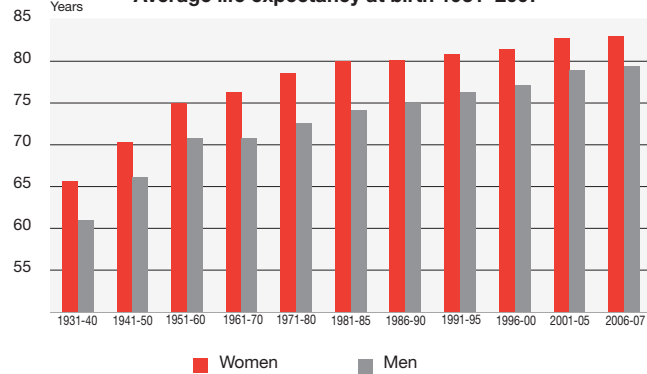
Parents in paid maternity/paternity leave by birthyear of child 2007



Families 2008

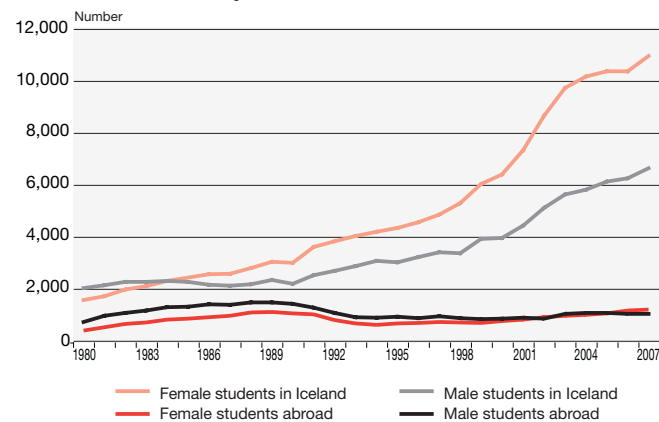


Average life expectancy at birth 1931-2007

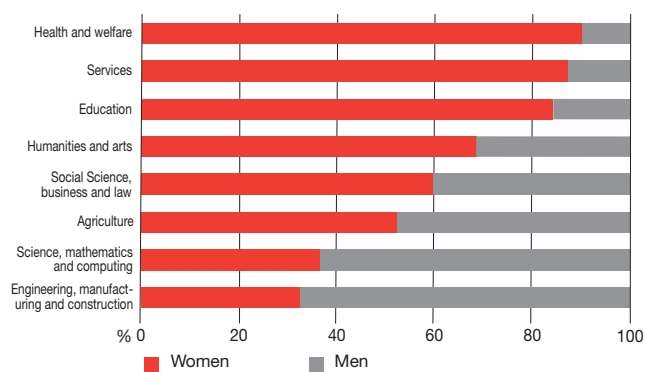


Education

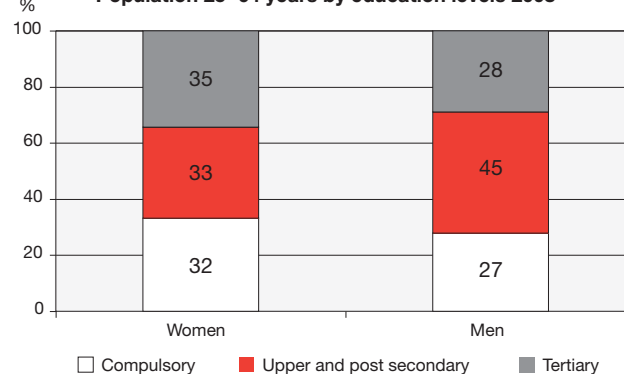
Students at tertiary level in Iceland and abroad 1980-2007



Graduations at tertiary level 2006/2007

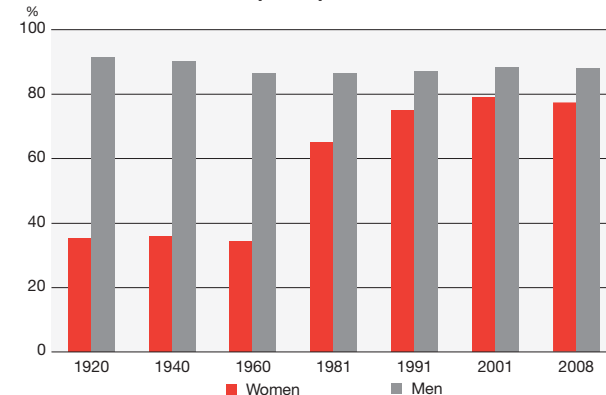


Population 25-64 years by education levels 2008



Labour Market

Labour force participation rates 1920-2008



Labour market 2008

	Women	Men
Labour force, number	83,700	100,400
Percent division of labour force	45	55
Economic activity rate 16-74 years, %	78	87
Percent of employed, 16-74 years, %	76	84
Percent of employed full-time (35+ hours per week), %	65	90
Percent of employed part-time (<35 hours per week), %	35	10
Average working hours per week	36	46
Average working hours per week, full-time	42	49
Rate of unemployment, %	2.6	3.3

Occupations 2008

